


Residual Gas Analyzers

RGA120 Series — 120 amu, 220 amu and 320 amu systems



- 120, 220 and 320 amu systems
- Built-in I/O ports, relay & GPIO
- Automatic peak tuning
- 5×10^{-14} Torr detection limit
- New RGASoft Windows software
- Hybrid electrometer for improved baseline sensitivity
- USB, RS-232 and Ethernet interfaces std.



TR instruments spol. s r.o.
Měřicí přístroje a systémy

Křížkova 70, 612 00 Brno | Česká republika
Tel.: +420 541 633 670 | Fax: +420 541 212 413
E-mail: tri@trinstruments.cz

Residual Gas Analyzers

The new 120, 220 and 320 amu residual gas analyzers from SRS offer increased mass range, better performance and new capabilities like built-in analog I/O. Building on the previous RGA100 series, SRS continues to offer unmatched value with the RGA120 series. Each RGA system comes complete with a quadrupole probe, electronics control unit (ECU), and a real-time Windows software package that is used for data acquisition and analysis, as well as probe control.

Rugged Probe Design

The probe consists of an ionizer, quadrupole mass filter, and a detector. The simple design has a small number of parts which minimizes outgassing and reduces the chances of introducing impurities into your vacuum system. The probe assembly is rugged and mounts onto a standard 2.75" Conflat® flange. It is enclosed within a stainless steel tube, with the exception of the ionizer which requires just 2.5" of clearance in your vacuum system — about that of a standard ion gauge. The probe is designed using self-aligning parts so it can easily be reassembled after cleaning.


Compact Electronics Control Unit

The densely packed ECU contains all the necessary electronics for controlling the RGA head. It is powered by either an external +24 VDC (2.5 A) power supply or an optional, built-in power module which plugs into an AC outlet. LED indicators provide instant feedback on the status of the

electron multiplier, filament, electronics system and the probe. The ECU can easily be removed from the probe for high-temperature bakeouts.

Unique Filament Design


A long-life, dual thoriated-iridium (ThO_2/Ir) filament is used for electron emission. Dual ThO_2/Ir filaments last much



Dual ThO_2/Ir filament

longer than single filaments, maximizing the time between filament replacement. Unlike other designs, SRS filaments can be replaced by the user in a matter of minutes. Improved filament protection is provided by the new Pirani measurement feature, which checks process pressure before turning on the filament.

Continuous Dynode Electron Multiplier



Continuous dynode electron multiplier

A Faraday cup detector is standard with all SRS RGAs, allowing partial pressure measurements from 10^{-5} Torr to

5×10^{-11} Torr. For increased sensitivity and faster scan rates, an optional electron multiplier is offered that detects partial pressures down to 5×10^{-14} Torr. This state-of-the-art, multi-channel, continuous-dynode electron multiplier (EM) offers increased longevity and stability, and can also be replaced by the user — a first for RGAs.

Automatic Peak Tuning

Efficient RF generation with dynamic RF resonance frequency tracking is used to provide increased mass range. It also enables automatic peak tuning using independent RF/DC control, while increasing scan speeds up to 130 AMU/s (260 AMU/s with 10 points per AMU).

New Hybrid Electrometer

A wider dynamic range hybrid electrometer works as a linear amplifier with low current ($< 1 \text{ nA}$) and as a log amplifier with higher current (up to 2 uA). At low or negative current values, the linear mode leads to improved baseline sensitivity.

This temperature-compensated, hybrid log electrometer detects ion current from 10^{-7} to 10^{-15} amps in a single scan, with better than 2 % precision. This huge dynamic range means you can make measurements of small and large gas concentrations simultaneously.

Built-in I/O

A rich set of input/output connections provide monitoring and control of the RGA, and also enable external process control. An external scan trigger, a configurable event based relay and GPIO connection are included. External RTD based temperature can be monitored while scanning. An analog output provides a signal proportional to any scanned variable, including partial pressure.

Complete Programmability

Communication with computers is made via USB, Ethernet or RS-232 interfaces. Analog and histogram (bar) scans, leak detection, and probe parameters are all controlled and monitored through an extensive SCPI command set. This allows easy integration into existing programs.

RGASoft Windows Software

A brand new RGASoft Windows application is included. With a rich feature set and modern UI design, scan data is captured and displayed in real-time or scheduled for acquisition at a given time interval for long-term data logging. Multiple spectral data and individual measurements can be collected together in one sequence. Versatile docking windows and widgets give the user various ways to organize the display. Data can be scaled manually or automatically, in linear or log format on plots. Units are selectable among Torr, Bar, Pascal and Amp. Features include common gas labels, programmable audio and visual alarms, expandable library, composition analysis, and comprehensive on-line help.

Residual Gas Analyzers

The software also allows complete RGA control with easy mass scale tuning, sensitivity calibration, ionizer setup, and electron multiplier gain adjustment. For further analysis, data files can be saved in CSV text format for easy transfer into spreadsheets. Graphic images can be saved in common formats (PNG, BMP, TIFF, JPG, SVG, PDF) or copied to the clipboard for importing directly into other programs.

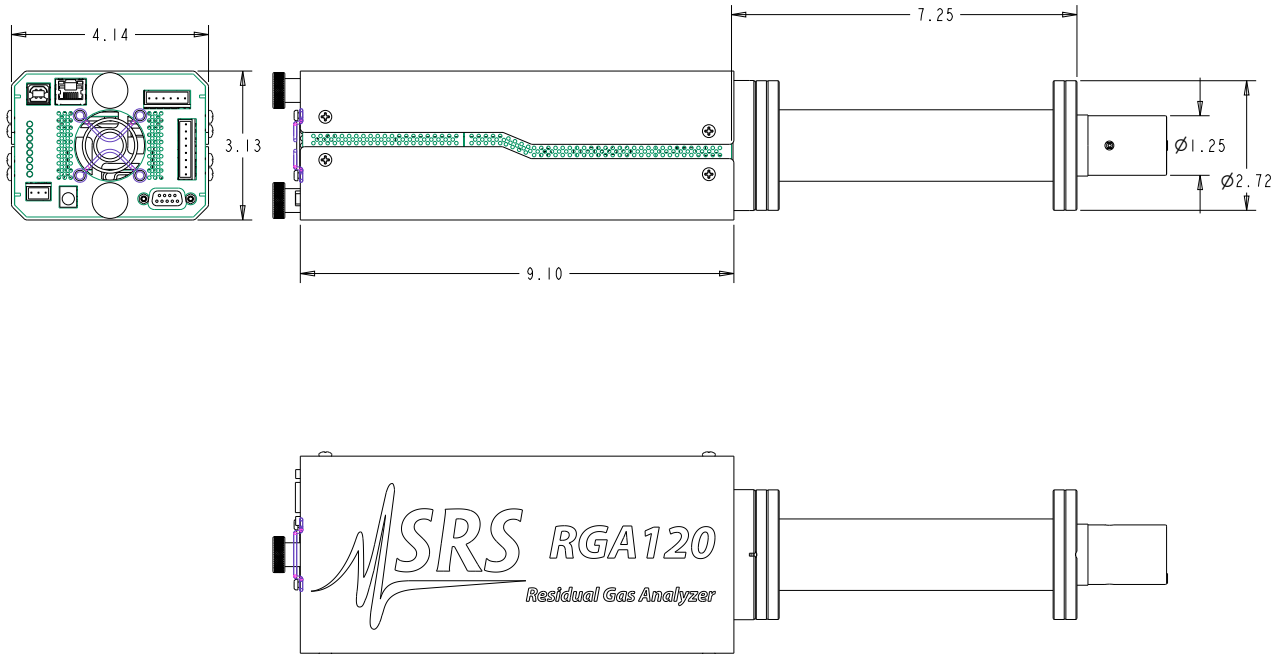
The software supports multiple head operation when more than one RGA is needed. With a software instance independently control an RGA, multiple RGAs can be controlled and run concurrently with multiple software instances. The number of RGAs is only limited by the system resources.

Performance and Value

The new RGA120 series is ideal for applications involving gas analysis, leak detection, and vacuum processing. We offer 120, 220 and 320 amu systems with supporting Windows software, and options that include an electron multiplier and a built-in power module for AC line operation. The RGA Windows software is available on the web at www.thinkSRS.com.



RGA120 rear panel
(with optional AC power module)



RGA120 series dimensional drawing

RGA120 Series Specifications

Operational

Mass range	RGA120 1 to 120 amu RGA220 1 to 220 amu RGA320 1 to 320 amu
Mass filter type	Quadrupole
Detector type	Faraday cup (FC), standard Electron multiplier (EM), optional
Resolution (per AVS std. 2.3)	Better than 0.5 amu @ 10% peak height. Adjustable to constant peak width throughout the mass range.
Sensitivity (A/Torr)	2×10^{-4} (FC), <200 (EM). User adjustable throughout high voltage range. Measured with N ₂ @ 28 amu with 1 amu full peak width, 10% height, 70 eV electron energy, 12 eV ion energy, and 1 mA electron emission current.
Minimum detectable partial pressure	5×10^{-11} Torr (FC), 5×10^{-14} Torr (EM) Measured with N ₂ @ 28 amu with 1 amu full peak width, 10% height, 70 eV electron energy, 12 eV ion energy, and 1 mA electron emission current.
Operating range	10 ⁻⁴ Torr to UHV (FC) 10 ⁻⁶ Torr to UHV (EM)
Operating temperature	70 °C (max.)
Bakeout temperature	300 °C (without ECU)

Ionizer

Design	Open ion source, cylindrical symmetry, electron impact ionization
Material	SS304 construction
Filament	Thoriated iridium (dual) with firmware protection. Built-in 1 to 8 W degas ramp-up. (Field replaceable)
Electron energy	25 to 110 V, programmable
Ion energy	4 to 16 V, programmable
Focus voltage	0 to 110 V, programmable
Electron emission current	0 to 4 mA, programmable

Input/Output

Analog Output	Emission Current, RTD Temperature, Flange Temperature, Total Pressure, Mass Ion Current, Analog Scan Ion Current, or User Value
Range	Voltage 0 to 20 V Current 4 to 20 mA
Analog Input	User Value or Overpressure Indicator
Range	Voltage 0 to 10 V, Current 4 to 20 mA, 4 to 20 mA with Loop Power

Event Relay	DPDT, Analog Input Current or Voltage Limits, Mass Ion Current Limit, Communications Idle Timer
GPIO	Digital I/O. Analog Input Current or Voltage Limits, Mass Ion Current Limit, Communications Idle Timer
RTD Input	Nominal Pt RTD 100 Ω
Trigger Input	0 to 3.3 V

General

Probe dimension	8.75" from flange face to top of ionizer
Probe insertion	2.0"
Probe mounting flange	2.75" CF
Minimum tube I.D.	1.375"
ECU dimensions	3.1" × 4.1" × 9.1" (WHD). Easily separated for bakeout.
LED indicators	Power (ON/OFF), Fil. (ON/OFF), CEM (ON/OFF), Degas (ON/OFF), Comm. (Busy signal), Comm. Error, Pressure Error, and System Error. Overpressure, Burnt Filament
Warm-up time	Mass stability ±0.1 amu after 30 min.
Computer interface	USB, Ethernet, RS-232C
Software	Windows based application
Power requirement	24 VDC @ 2.5 amps, Standard barrel connector, 5.5mm OD, 2 mm ID. Optional built-in AC power module
Weight	6 lbs.
Warranty	One year parts and labor on defects in materials and workmanship

Ordering Information

RGA120	120 amu RGA
RGA220	220 amu RGA
RGA320	320 amu RGA
Option 01	Electron multiplier
Option 02	AC power module
Option 03	Ion counting output
O100HJRW	Heater jacket
O100MAX	Max. insertion nipple (4.5" CF)